

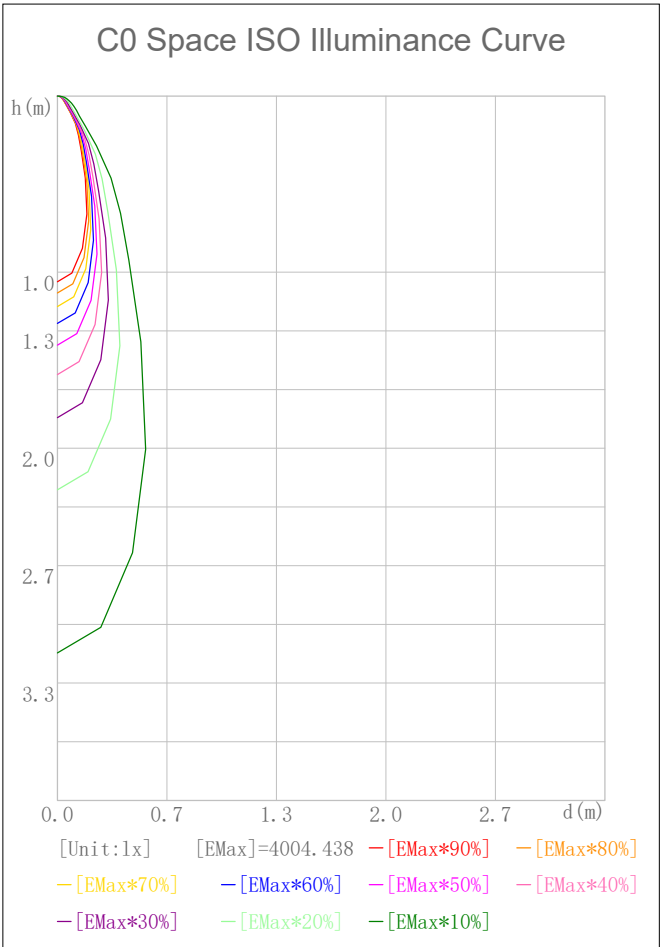
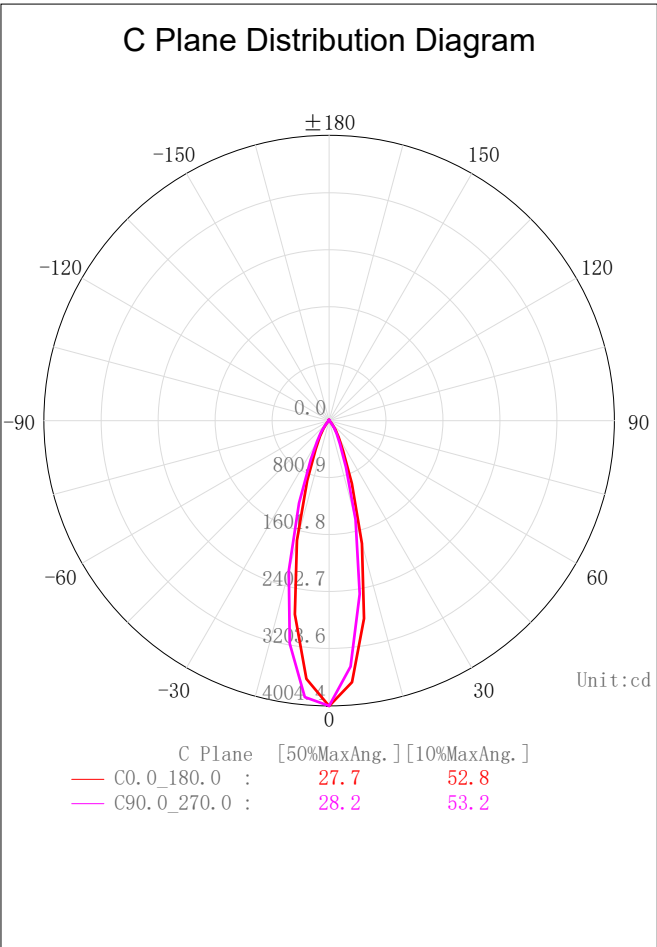
Indoor Luminaire Photometric Data

Description Information

Luminary Name: PD08-15-XX-01 3000K RA90 24D		Lum. Catalog:	Test ID: 01
Lamp Name:		Lamp Catalog: LED	Test Date: 2022/09/12
Manufacture: Shenzhen Norming Lighting		Shld. Ang(°):	Test Machine:GON-2000
Test Lab: Quality Department		Frequency (Hz):	Lamp CCT (K): Ra:
Lum. Size (W*L*H):0.055m*0.055m*0.000m		Lum. Area (m2):0.003	Lum. W (kg): 0.000
Test System: C, γ	Test Step: C=90.0 γ=5.0	Temp. (°C): 25	Humidity(%): 50.0

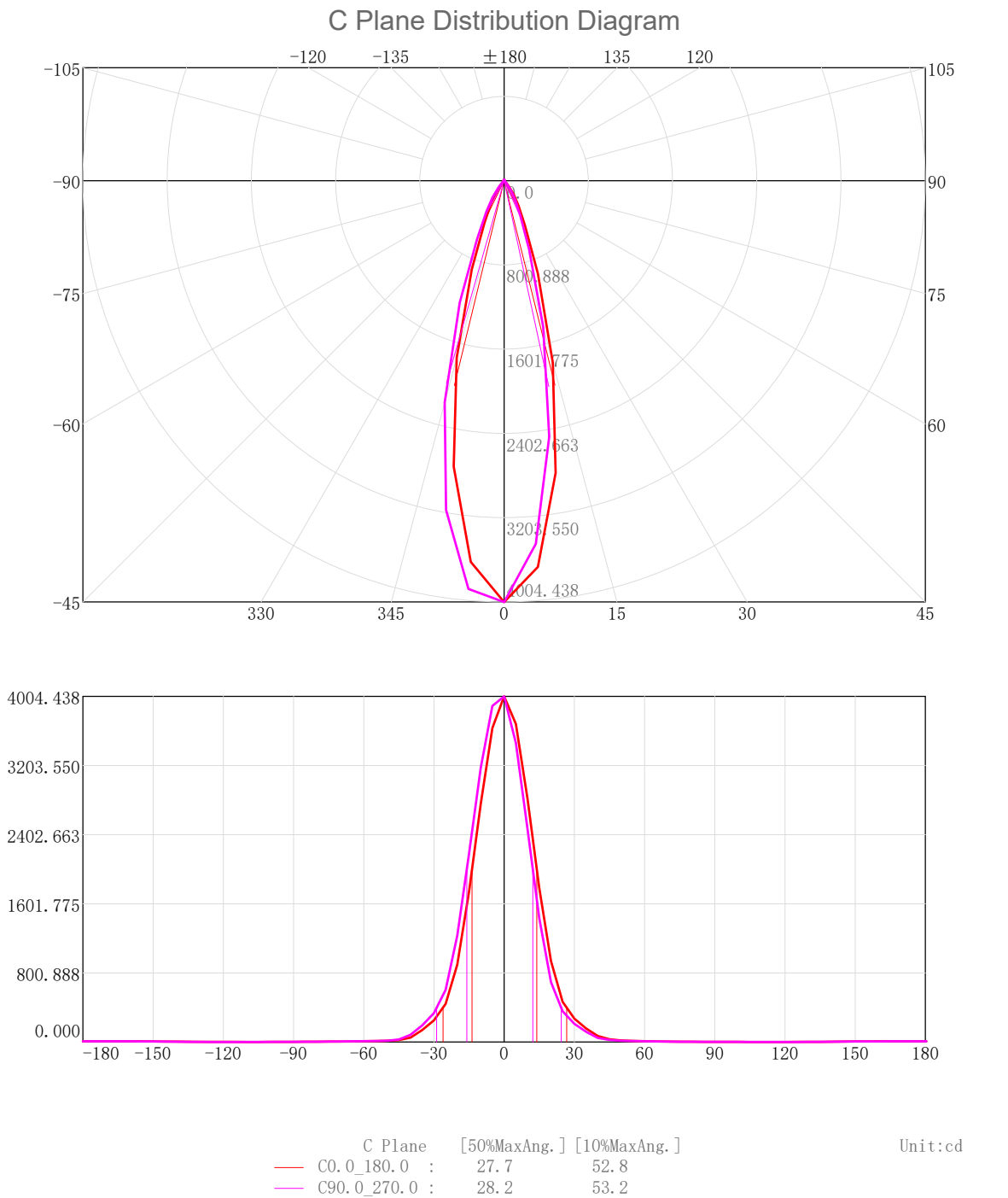
Character Parameter

Lamp Speciality Parameter		Luminaire Speciality Parameter	
Rated Flux(lm): 1240.780	Luminary Flux(lm): 1240.779	Field Angle(10%Imax): 52.8(°)	
Rated Power(W):	Luminary Efficiency: 100.00%	Down Lumens&Percent: 1216.719lm 98.06%	
Rated Voltage(V):	Luminary EER(lm/W): 93.573	Up Lumens&Percent: 24.060lm 1.94%	
Tested Power(W): 13.260	Max. Candela(cd): 4004.438	S/MH: C0_a180=0.465 C90_270=0.471	
Lamps' Inside: 1	Max Cand@Ang. (°): C=0.0 γ=0.0	CIE Type: Semi-Direct	
Tested Electrics (V, A, pf):239.8, 0.060, 0.920	Beam Angle(50%Imax): 27.7(°)	ErP Φ use(90°): 1137.985lm	
Lamp Size (W*L*H):0.055m*0.055m*0.000m	Left=-13.7°, Right=14.0°	IRF(%): 694.721	



2D Plane Light Intensity Distribution Curve

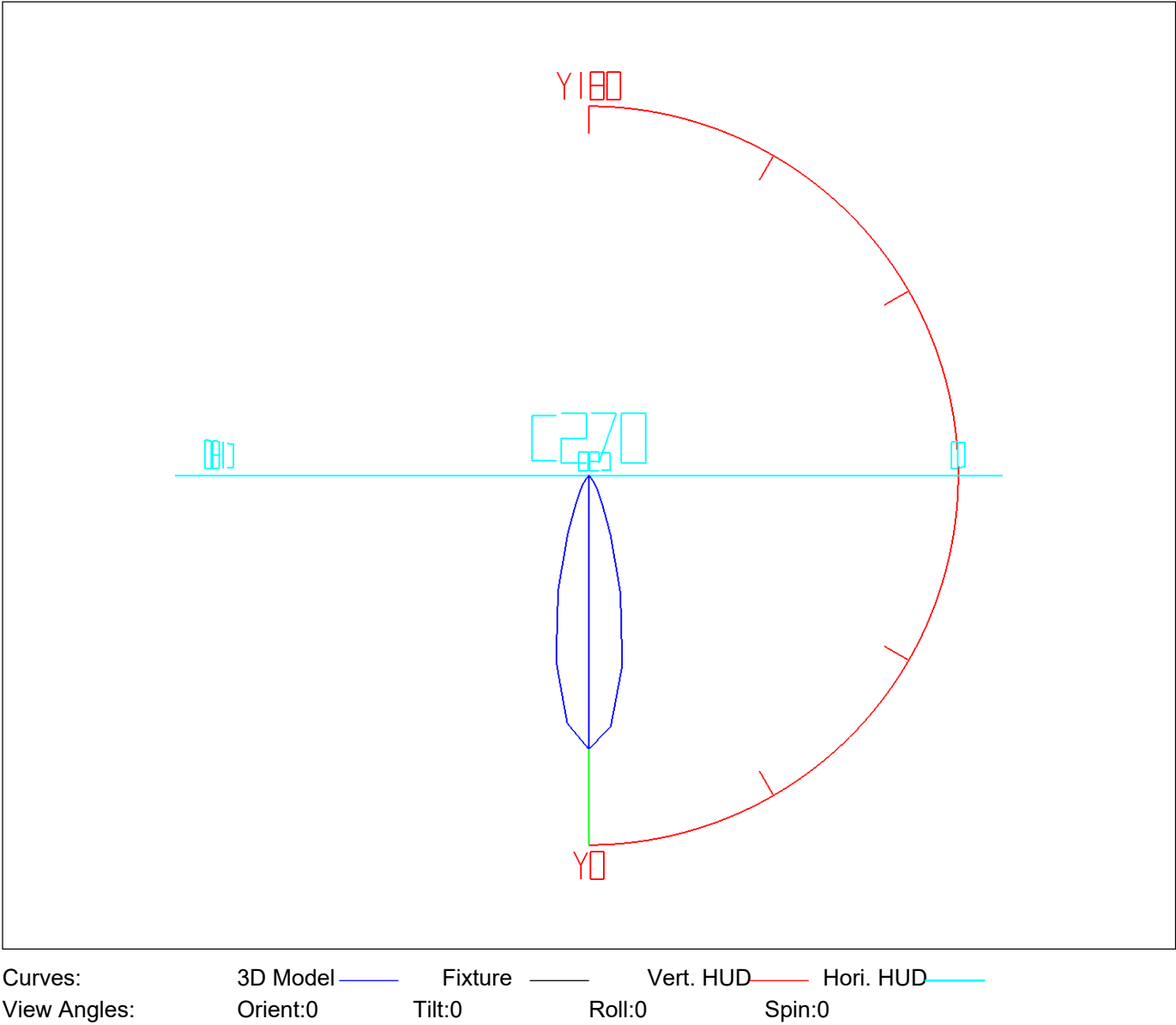
Lum. Name: PD08-15-XX-01 3000K RA90 24D	Lum. Catelog:	Test ID: 01
Lamp Name:	Lamp Catelog: LED	Test Lab: Quality Department
Manufacture: Shenzhen Norming Lighting	Test Machine:GON-2000	Test Date: 2022/09/12



3D Light Intensity Distribution Modal

Lum. Name: PD08-15-XX-01 3000K RA90 24D	Lum. Catelog:	Test ID: 01
Lamp Name:	Lamp Catelog: LED	Test Lab: Quality Department
Manufacture: Shenzhen Norming Lighting	Test Machine:GON-2000	Test Date: 2022/09/12

3D Light Intensity Distribution Modal

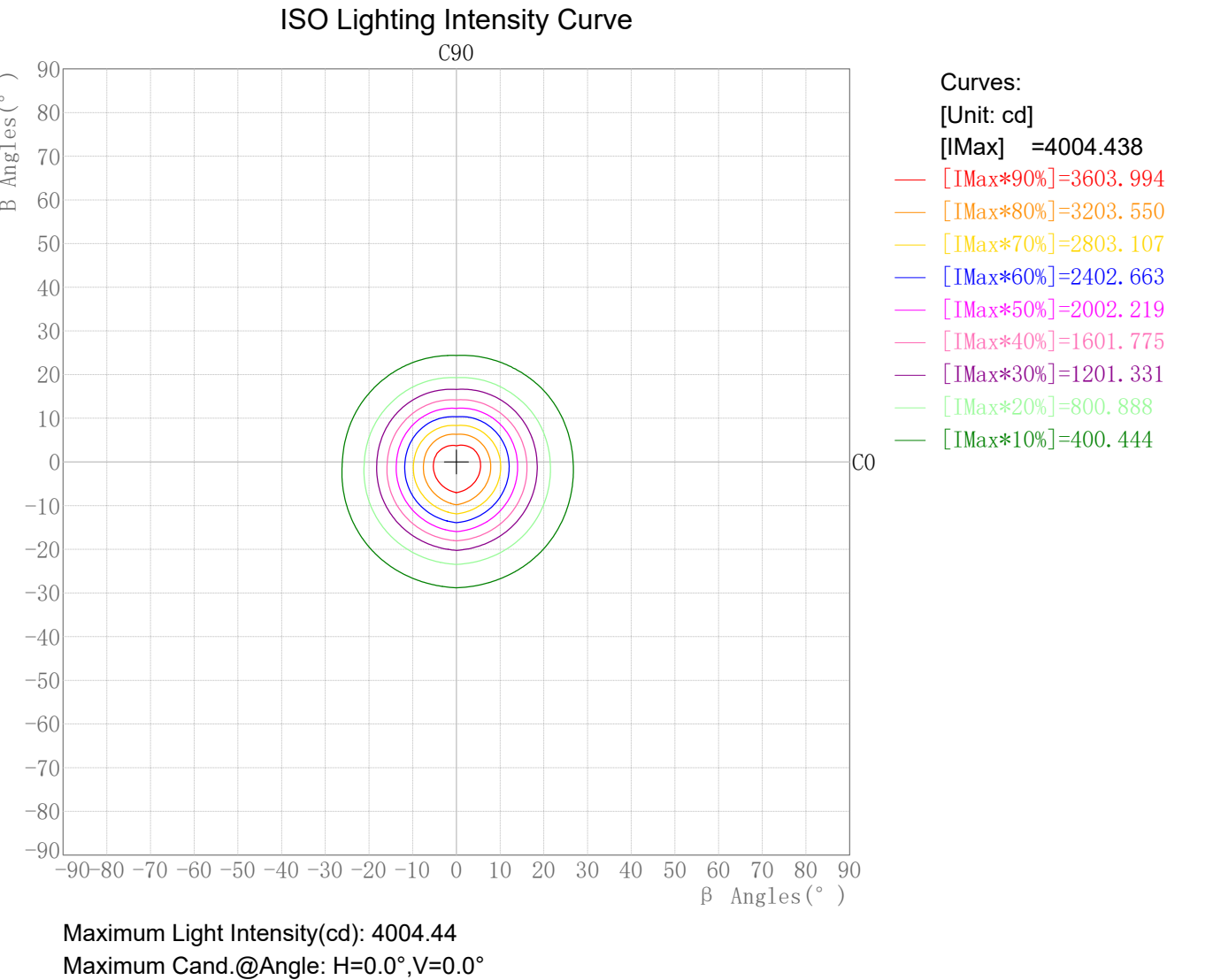


Zonal Flux Tabulation

Zone(γ)	Zone Flux (lm)	Sums Flux (lm)	Zone%Lamp	Sums%Lamp
0.0-5.0	91.75	91.75	7.39	7.39
5.0-10.0	231.70	323.45	18.67	26.07
10.0-15.0	272.47	595.92	21.96	48.03
15.0-20.0	224.79	820.72	18.12	66.15
20.0-25.0	147.88	968.60	11.92	78.06
25.0-30.0	93.26	1061.86	7.52	85.58
30.0-35.0	61.99	1123.85	5.00	90.58
35.0-40.0	36.25	1160.10	2.92	93.50
40.0-45.0	17.07	1177.17	1.38	94.87
45.0-50.0	8.99	1186.16	0.72	95.60
50.0-55.0	6.46	1192.61	0.52	96.12
55.0-60.0	5.39	1198.00	0.43	96.55
60.0-65.0	4.56	1202.56	0.37	96.92
65.0-70.0	3.84	1206.41	0.31	97.23
70.0-75.0	3.26	1209.67	0.26	97.49
75.0-80.0	2.77	1212.44	0.22	97.72
80.0-85.0	2.34	1214.78	0.19	97.90
85.0-90.0	1.94	1216.72	0.16	98.06
90.0-95.0	1.66	1218.38	0.13	98.19
95.0-100.0	1.46	1219.85	0.12	98.31
100.0-105.0	1.23	1221.08	0.10	98.41
105.0-110.0	1.05	1222.13	0.08	98.50
110.0-115.0	1.00	1223.13	0.08	98.58
115.0-120.0	0.99	1224.12	0.08	98.66
120.0-125.0	1.04	1225.17	0.08	98.74
125.0-130.0	1.18	1226.34	0.09	98.84
130.0-135.0	1.39	1227.73	0.11	98.95
135.0-140.0	1.66	1229.39	0.13	99.08
140.0-145.0	1.92	1231.31	0.15	99.24
145.0-150.0	2.09	1233.40	0.17	99.41
150.0-155.0	2.05	1235.45	0.17	99.57
155.0-160.0	1.85	1237.30	0.15	99.72
160.0-165.0	1.50	1238.80	0.12	99.84
165.0-170.0	1.09	1239.90	0.09	99.93
170.0-175.0	0.66	1240.56	0.05	99.98
175.0-180.0	0.22	1240.78	0.02	100.00

Rectangle ISO Lighting Intensity Diagram

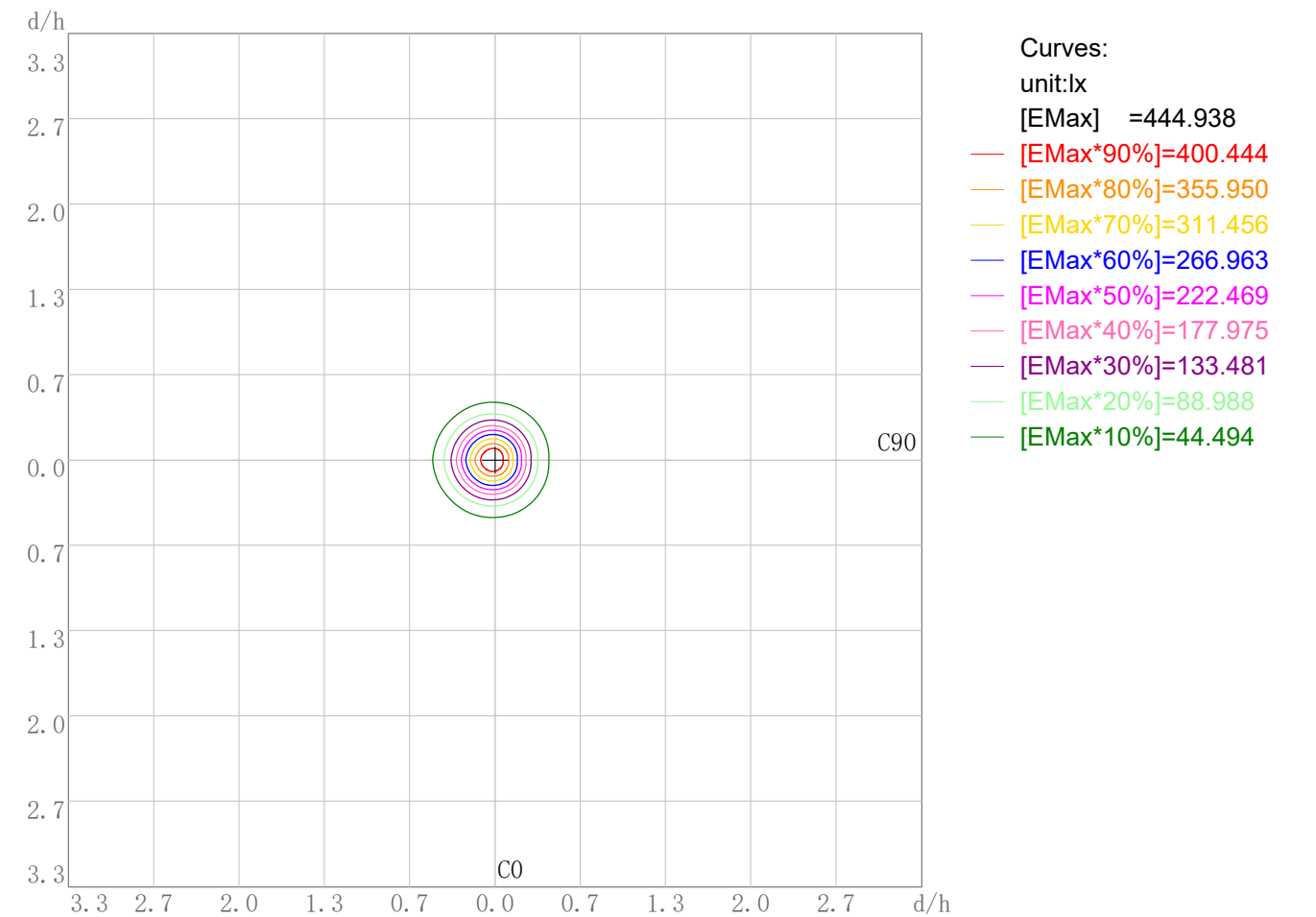
Lum. Name: PD08-15-XX-01 3000K RA90 24D	Lum. Catalog:	Test ID: 01
Lamp Name:	Lamp Catalog: LED	Test Lab: Quality Department
Manufacture: Shenzhen Norming Lighting	Test Machine:GON-2000	Test Date: 2022/09/12



Plane ISO-Illuminance Diagram

Lum. Name: PD08-15-XX-01 3000K RA90 24D	Lum. Catalog:	Test ID: 01
Lamp Name:	Lamp Catalog: LED	Test Lab: Quality Department
Manufacture: Shenzhen Norming Lighting	Test Machine:GON-2000	Test Date: 2022/09/12

Plane ISO-Illuminance Curve

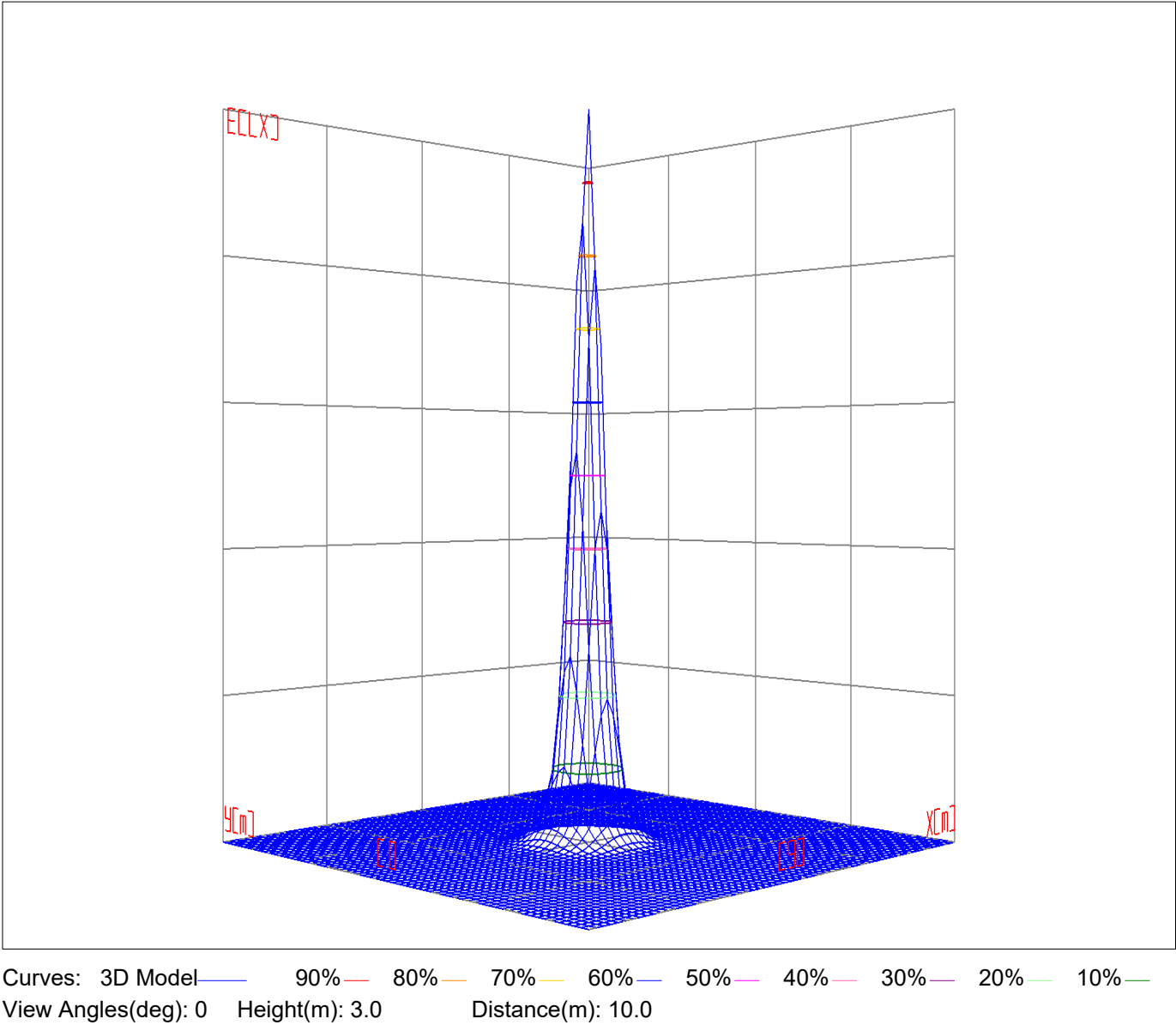


Working Plane Luminaire Mounting Height(m): 3.00  
Working Plane Maximum Illuminance(lx): 444.94  
Working Plane Maximum Illuminance Position(d/h):H0.0 V0.0

3D Plane ISO Illuminance Diagram

Lum. Name: PD08-15-XX-01 3000K RA90 24D	Lum. Catelog:	Test ID: 01
Lamp Name:	Lamp Catelog: LED	Test Lab: Quality Department
Manufacture: Shenzhen Norming Lighting	Test Machine:GON-2000	Test Date: 2022/09/12

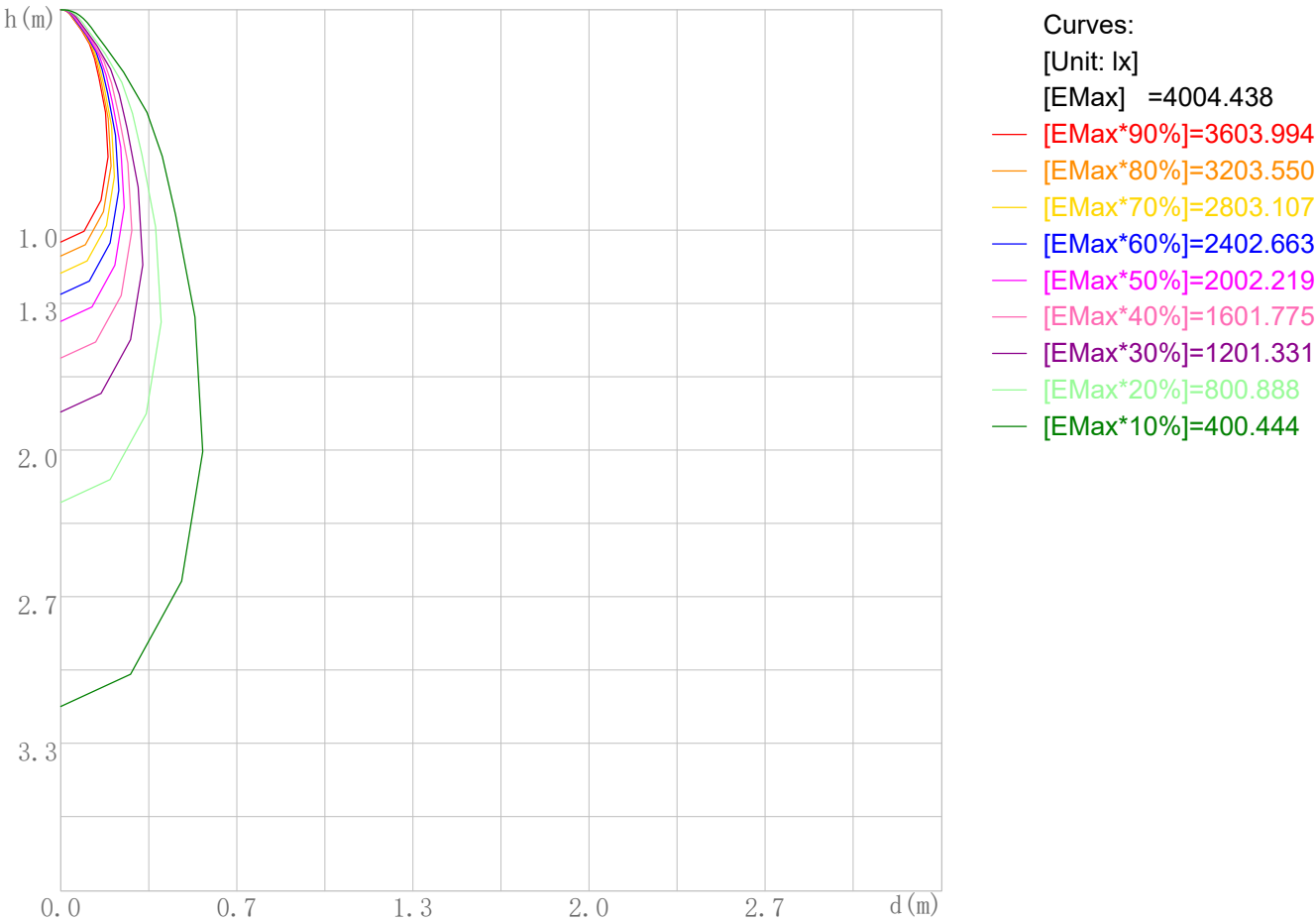
3D Plane Illuminance Modal



Space ISO Illuminance Diagram

Lum. Name: PD08-15-XX-01 3000K RA90 24D	Lum. Catelog:	Test ID: 01
Lamp Name:	Lamp Catelog: LED	Test Lab: Quality Department
Manufacture: Shenzhen Norming Lighting	Test Machine:GON-2000	Test Date: 2022/09/12

Space ISO Illuminance Curve

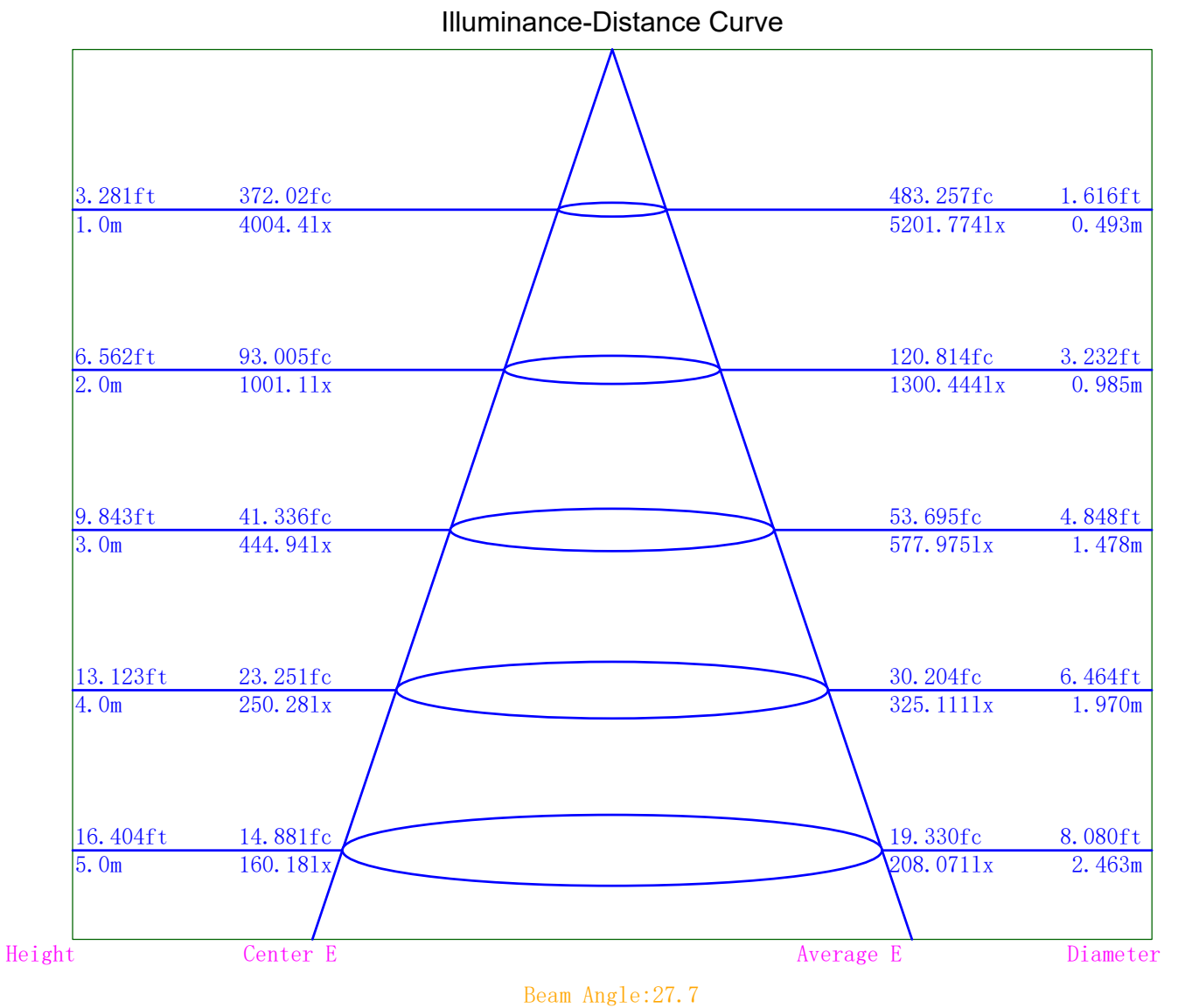


Space Plane Maximum Illuminance and @Angle:4004.44lx,0.0deg  
Plane Maximum Lighting Intensity and @Angle:4004.438cd,0deg



Illuminance-Distance Diagram

Lum. Name: PD08-15-XX-01 3000K RA90 24D	Lum. Catalog:	Test ID: 01
Lamp Name:	Lamp Catalog: LED	Test Lab: Quality Department
Manufacture: Shenzhen Norming Lighting	Test Machine:GON-2000	Test Date: 2022/09/12



Indoor Luminance Limiting Curves

Lum. Name: PD08-15-XX-01 3000K RA90 24D	Lum. Catalog:	Test ID: 01
Lamp Name:	Lamp Catalog: LED	Test Lab: Quality Department
Manufacture: Shenzhen Norming Lighting	Test Machine:GON-2000	Test Date: 2022/09/12

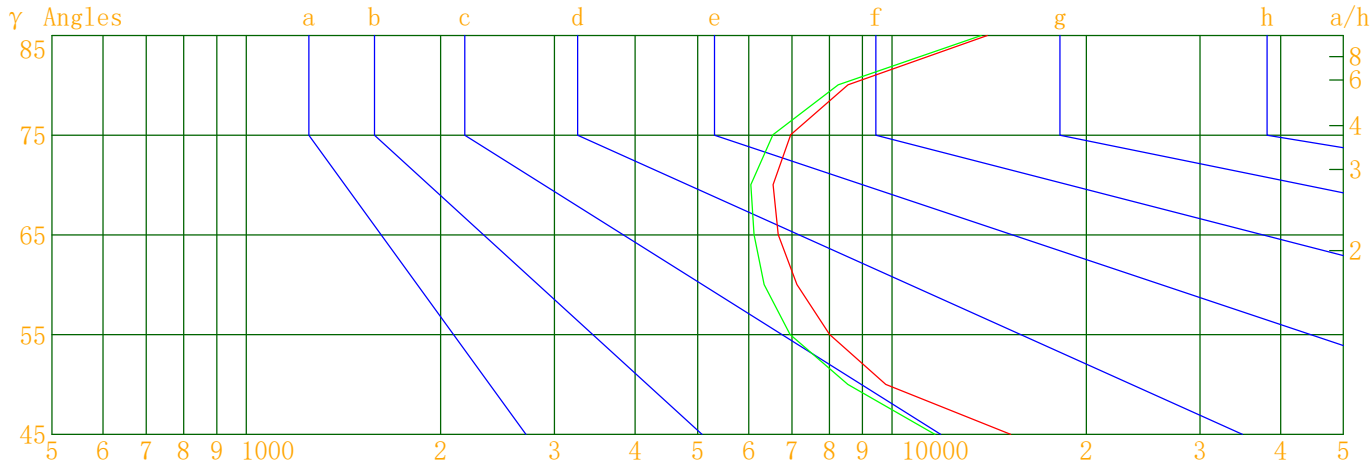
Glare Grade Table

GI	Quality	Using Illuminance							
1.15	A	2000	1000	500	<=300				
1.5	B		2000	1000	500	<=300			
1.85	C			2000	1000	500	<=300		
2.2	D				2000	1000	500	<=300	
2.55	E	a				2000	1000	500	<=300
			b	c	d	e	f	g	h

Luminance Table

Gama(deg)	45	50	55	60	65	70	75	80	85
C0	15265	9783	8004	7127	6666	6544	6969	8548	14045
C90	11657	8542	6952	6339	6116	6046	6541	8255	13749

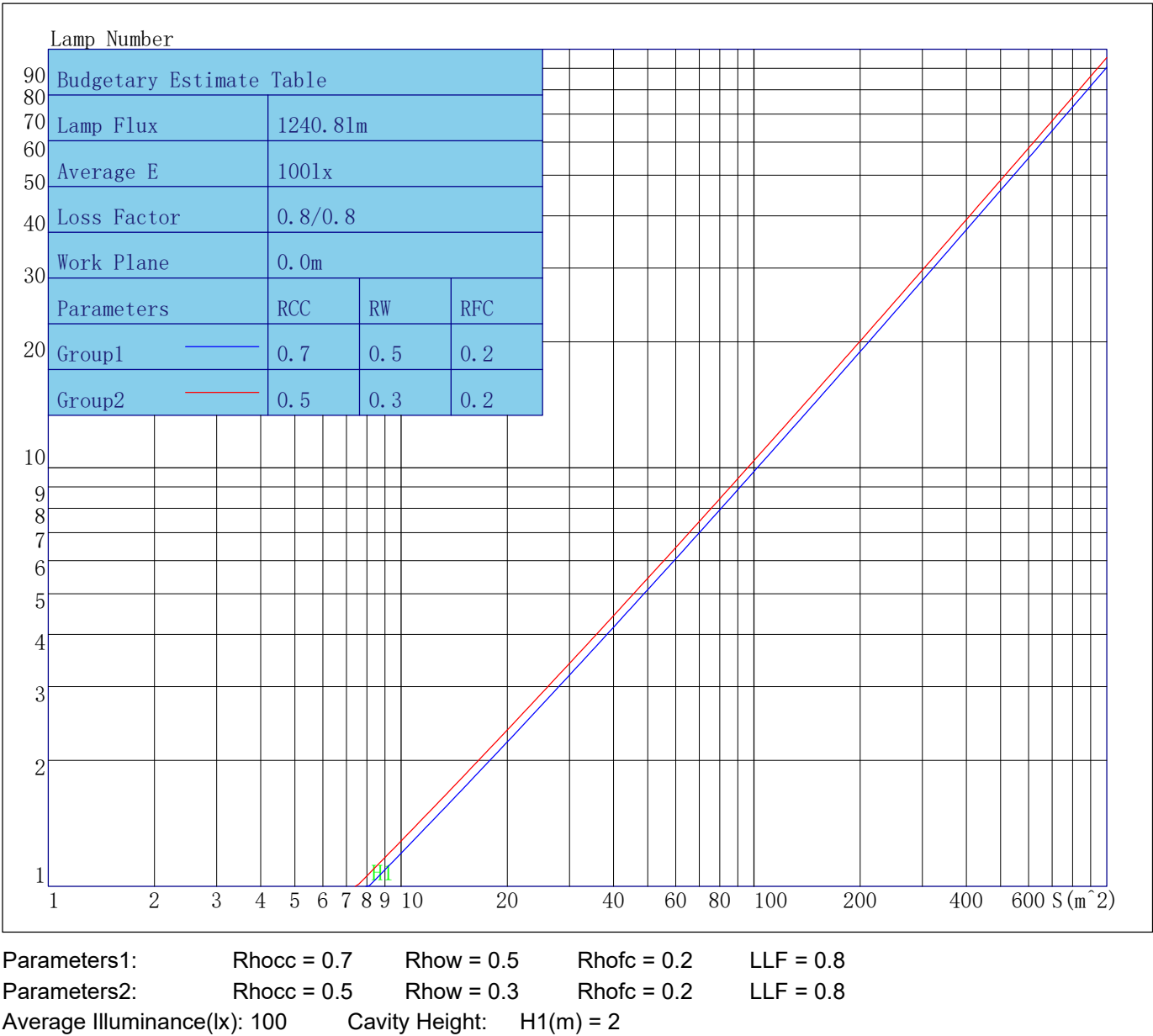
Luminance Limiting Curve



Luminous Size: Length(m)=0.055 Width(m)=0.055 Height(m)=0.000 Area(m^2)=0.003025  
Luminous Type: Without Luminous Side  
Luminous Curves: C0-C180 Color: — C90-C270 Color: —

Indoor Budgetary Estimate Table

Lum. Name: PD08-15-XX-01 3000K RA90 24D	Lum. Catalog:	Test ID: 01
Lamp Name:	Lamp Catalog: LED	Test Lab: Quality Department
Manufacture: Shenzhen Norming Lighting	Test Machine:GON-2000	Test Date: 2022/09/12



Indoor Coefficient of Utilization Table

Lum. Name: PD08-15-XX-01 3000K RA90 24D	Lum. Catelog:	Test ID: 01
Lamp Name:	Lamp Catelog: LED	Test Lab: Quality Department
Manufacture: Shenzhen Norming Lighting	Test Machine:GON-2000	Test Date: 2022/09/12

Coefficients of Utilization - Zonal Cavity Method																		
Coef.	Effective Floor Cavity Reflectance RFC=0.20																	
RhoCC (%)	80				70				50			30			10			0
RhoW (%)	70	50	30	10	70	50	30	10	50	30	10	50	30	10	50	30	10	0
RCR	Coefficient of Utilization(%)																	
0	119	119	119	119	116	116	116	116	110	110	110	105	105	105	100	100	100	98
1	114	111	109	107	111	109	107	105	105	103	102	101	99	98	97	96	95	93
2	109	105	101	99	107	103	100	97	100	97	95	96	94	93	93	92	90	89
3	105	99	95	92	103	98	94	91	95	92	89	93	90	88	90	88	86	85
4	101	95	90	87	99	93	89	86	91	88	85	89	86	84	87	85	82	81
5	97	90	86	82	96	89	85	82	87	84	81	86	82	80	84	81	79	78
6	94	86	82	78	92	86	81	78	84	80	77	83	79	76	81	78	76	75
7	90	83	78	75	89	82	78	74	81	77	74	80	76	73	78	75	73	72
8	87	80	75	72	86	79	75	71	78	74	71	77	73	71	76	73	70	69
9	85	77	72	69	84	76	72	69	75	71	68	74	71	68	74	70	68	67
10	82	74	69	66	81	74	69	66	73	69	66	72	68	66	71	68	66	64

Unified Glare Rating Table

Lum. Name: PD08-15-XX-01 3000K RA90 24D	Lum. Catelog:	Test ID: 01
Lamp Name:	Lamp Catelog: LED	Test Lab: Quality Department
Manufacture: Shenzhen Norming Lighting	Test Machine:GON-2000	Test Date: 2022/09/12

Unified Glare Rating Table

Ceiling RCC	0.70	0.70	0.50	0.50	0.30	0.70	0.70	0.50	0.50	0.30
Wall RW	0.50	0.30	0.50	0.30	0.30	0.50	0.30	0.50	0.30	0.30
Floor RFC	0.20	0.20	0.20	0.20	0.20	0.20	0.20	0.20	0.20	0.20
Room Size	Vewed crosswise					Vewed endwise				
X=2H    Y=2H	15.7	16.7	16.1	17.1	17.4	14.3	15.3	14.7	15.7	16.0
	15.9	16.8	16.3	17.2	17.6	14.6	15.5	15.1	15.9	16.3
	16.1	16.9	16.5	17.3	17.7	14.9	15.7	15.3	16.1	16.5
	16.3	17.1	16.8	17.5	18.0	15.2	16.0	15.7	16.4	16.9
	16.5	17.2	17.0	17.7	18.1	15.5	16.2	16.0	16.6	17.1
	16.8	17.4	17.2	17.9	18.3	15.8	16.5	16.3	16.9	17.4
X=4H    Y=2H	15.6	16.4	16.0	16.8	17.2	14.3	15.1	14.7	15.5	15.9
	16.0	16.6	16.4	17.1	17.5	14.8	15.5	15.2	15.9	16.4
	16.2	16.9	16.7	17.3	17.8	15.2	15.8	15.7	16.3	16.8
	16.7	17.2	17.2	17.7	18.2	15.8	16.3	16.3	16.8	17.3
	17.0	17.5	17.5	18.0	18.5	16.1	16.6	16.6	17.1	17.6
	17.4	17.8	17.9	18.3	18.9	16.6	17.0	17.1	17.6	18.1
X=8H    Y=4H	16.3	16.8	16.8	17.3	17.8	15.3	15.8	15.8	16.3	16.8
	16.9	17.4	17.5	17.9	18.5	16.1	16.5	16.6	17.1	17.6
	17.4	17.8	17.9	18.3	18.8	16.6	17.0	17.2	17.6	18.1
	18.0	18.3	18.5	18.8	19.5	17.4	17.7	17.9	18.2	18.8
X=12H    Y=4H	16.3	16.8	16.8	17.3	17.8	15.3	15.8	15.9	16.3	16.8
	17.0	17.4	17.6	17.9	18.5	16.2	16.6	16.8	17.1	17.7
	17.5	17.9	18.1	18.4	19.0	16.8	17.2	17.4	17.7	18.3
Variations with the objverver position at spacings										
S=1.0H	0.1/-0.1					0.1/-0.1				
S=1.5H	0.3/-0.3					0.2/-0.2				
S=2.0H	0.3/-0.3					0.2/-0.3				
Reduced UGR Table:										
Nordic Standard Table:	BK0					BK0				
Correction Value	1.9					2.3				

o the CIE Pub.117,data has been corrected,refers to the lamp's lumens 8.2flm.

IES Indoor Report

Photometric Filename:PD08-15-XX-01 3000K RA90 24D.IE

S

Candela Tabulation

V/H	C0.0	C90.0	C180.0	C270.0
γ 0.0	4004.44	4004.44	4004.44	4004.44
γ 5.0	3685.09	3464.36	3636.56	3894.13
γ 10.0	2820.05	2470.41	2759.63	3177.91
γ 15.0	1787.15	1437.42	1739.38	2181.43
γ 20.0	939.01	694.73	898.21	1233.18
γ 25.0	467.09	358.31	442.48	606.99
γ 30.0	272.79	212.43	251.67	336.03
γ 35.0	158.60	120.44	139.20	192.70
γ 40.0	71.32	48.99	52.52	85.21
γ 45.0	32.65	24.93	23.46	29.65
γ 50.0	19.02	16.61	15.25	16.39
γ 55.0	13.89	12.06	12.17	13.43
γ 60.0	10.78	9.59	10.31	11.02
γ 65.0	8.52	7.82	8.24	8.80
γ 70.0	6.77	6.26	6.88	7.41
γ 75.0	5.46	5.12	5.87	6.10
γ 80.0	4.49	4.34	5.00	5.11
γ 85.0	3.70	3.63	4.16	4.01
γ 90.0	3.12	3.14	3.20	3.39
γ 95.0	2.77	2.90	2.77	3.04
γ 100.0	2.63	2.43	2.48	2.55
γ 105.0	2.28	1.86	2.14	2.02
γ 110.0	1.96	1.95	1.99	1.93
γ 115.0	1.89	1.67	2.39	2.06
γ 120.0	1.82	1.81	2.62	2.04
γ 125.0	2.41	2.13	3.01	2.17
γ 130.0	2.83	2.66	3.49	2.92
γ 135.0	3.74	3.69	4.45	3.75
γ 140.0	4.98	4.96	5.69	4.67
γ 145.0	5.86	6.52	7.09	6.22
γ 150.0	7.49	7.84	8.20	7.41
γ 155.0	8.35	8.26	8.90	8.50
γ 160.0	8.84	8.69	9.77	9.07
γ 165.0	9.24	8.72	9.56	9.15
γ 170.0	9.45	8.86	9.39	9.36
γ 175.0	9.12	9.02	9.48	9.23
γ 180.0	9.34	9.34	9.34	9.34